


# WORK SMART WORK SAFE

...YOU NEED A WRANGLER

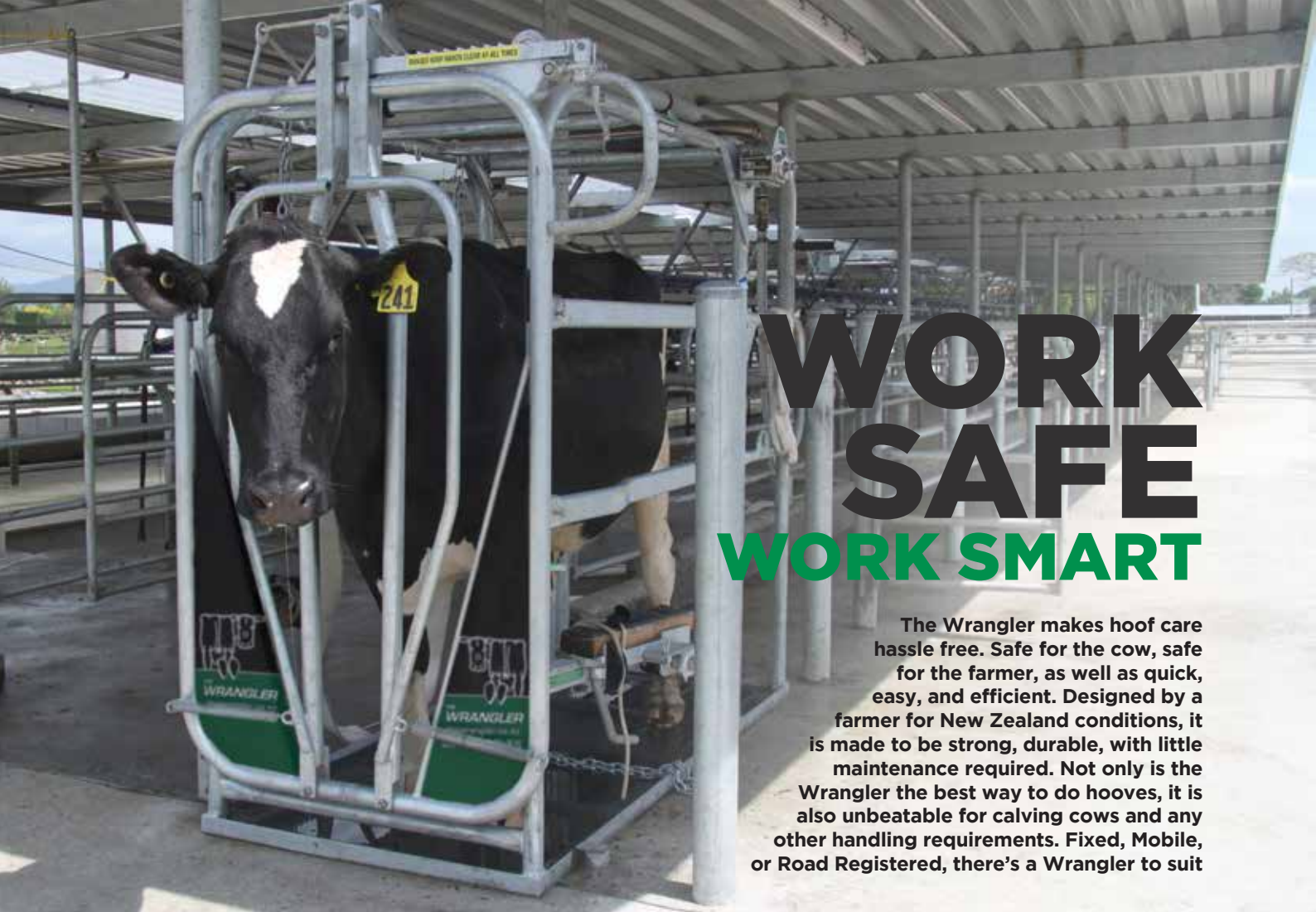


The Wrangler makes a  
bugger of a job a whole lot easier  
Steve Baker, *Hawera*



THE  
**WRANGLER**®





# WORK SAFE WORK SMART

The Wrangler makes hoof care hassle free. Safe for the cow, safe for the farmer, as well as quick, easy, and efficient. Designed by a farmer for New Zealand conditions, it is made to be strong, durable, with little maintenance required. Not only is the Wrangler the best way to do hooves, it is also unbeatable for calving cows and any other handling requirements. Fixed, Mobile, or Road Registered, there's a Wrangler to suit

## FAST, EFFICIENT & SAFE ANIMAL HANDLING

### QUALITY

- Thick NZ Steel
- Main frame is cold-bent for strength
- NZ Made
- Hot dip galv inside & out
- Strong, sturdy, & safe
- Structural Guarantee 5 years



### TRUSTED

- Winner Fieldays Innovation Awards
- Specialist hoofcare manufacturer for 23 years
- Designed by a farmer for NZ style of farming



### Double Belly Girths & Winch

The double belly girths safely hold the cow, immobilising and relaxing her, and preventing her from sitting/falling down or jumping on the back legs during treatment.



### Rear Closing Headbail

The headbail closes with a pull of the rope from behind, making it a one person operation.

**90% or more of lameness involves only one foot \***  
**66% of lameness is sole or white line injury \***

\* "Physical Lameness"  
by Dr Neil Chesterton



Phone 0800 466 837,  
Monday to Friday 7.30am-5pm

AHrs 027 571 2174  
International + 64 7 308 8703



Email  
info@thewrangler.co.nz

## Brilliant for Back Legs

Using the soft vet rope, the back hoof is winched up and held by the back support bar. The operator can then have a good look, safe in the knowledge the cow cannot kick or

move the hoof. There are no bars etc to get in the way of the knife, and the operator can use both hands for clipping or trimming.



## Fabulous for Front Feet

The Wrangler makes easy work of front hooves. Not only is the foot held securely, but the double belly straps, and back leg support bar ensure the cow is held safely too.



**With The Wrangler, the operator can use both hands, with no obstructions, and can take his/her time and without fear of being kicked.**



# ANIMAL HANDLING CRUSH

The Wrangler is great for all forms of animal handling and veterinary procedures. Use for retagging or drenching the herd, or examining an individual cow.

## Calving

The Wrangler really comes into its own for calving assistance. It both holds the cow and prevents her from going down. By removing the side bars on the cow's left flank, caesarians can be performed with the cow standing safely and securely.



### save yourself time

The Wrangler makes hooves a quick, easy one person job. It's like an extra pair of hands so your staff can get on with other jobs.

### save yourself money

How much are lame cows costing you? A survey of Southland dairy farms found on average each lame cow dropped production by 225kg MS, had a 64% drop in in-calf rates, and were 14% more likely to be culled. Coupled with 1.8hrs of extra labour and treatment costs, each lame cow cost the farm owner \$832. This added up to \$58,272 in lost income for an average sized farm of 461 cows.\* With good facilities, staff will check hooves sooner and treat problems before they develop. Using a Wrangler, you will save on vet fees and lost production while enjoying better herd health.

\* Source: NZ Dairy Exporter. April 2004



Visit Us: 21 Mill Road  
Whakatane (next to The Hub)



Postal Address: RD 1  
Whakatane 3191, New Zealand



[www.thewrangler.co.nz](http://www.thewrangler.co.nz)

# RACE WRANGLER

Whether you are planning a new shed or improving an existing one, a Wrangler is essential equipment for every farm.

## Race Wrangler comes standard with:

- Economy Front Foot Supports
- Economy Back Leg Winch, Vet Rope, & Guide Bar with 3 height settings
- Economy Headbail
- Two 150mm Underbelly Girths
- 25:1 Geared Belly Winch
- Removable Sidebars on Left Flank
- Rump Chain



*Works Race Wrangler  
Economy Race with upgrades to Walk Thru Headbail,  
Winched Front Foot Supports, and Braked Back Leg Winch*



## 1. CHOOSE FRONT FOOT SUPPORTS

### 'Winched' Front Foot Support



The Winched Front Foot Support makes lifting a cows front hoof easier. Place the handle in the barrel of the winch.

The strap is placed around the cows leg, then hooked back onto itself. Winch the cows leg, using your hands to help guide and lift the leg until it is lying in the front foot support. Remove the winch handle and place back in its' keeper.

The braid is wound around the cows leg twice (to spread the load) then attached in the cleat. The cleat activates on the upwards pull so is self-tightening if the cow tries to struggle.

### 'Economy' Front Foot Support



The cows front leg is raised to the support with the help of the rope braid which is wound around the leg.

The braid is then secured in the self-tightening cleat.

## 2. CHOOSE BACK LEG WINCH

### Braked Back Leg Winch 4.5:1 ratio, Stainless Steel

Gives added control and safety when lowering leg. Wind the leg up then lower leg by unwinding winch. Recommended for situations where extra safety is vital.



### 'Economy' Clapper 1:1 ratio, Back Leg Winch

Clapper winch with 'steering wheel' handle. Braked on the way up then release clapper to lower cows' leg.



Phone 0800 466 837,  
Monday to Friday 7.30am-5pm

AHrs 027 571 2174  
International + 64 7 308 8703



Email  
info@thewrangler.co.nz

### 3. CHOOSE HEADBAIL

Faster  
Easier  
Safer



#### Walk Thru Headbail

Close headbail from behind cow.  
When finished, pull lever which releases both yokes allowing cow to step through the front of the headbail to exit.



#### 'Economy' Gate Headbail

Close from behind by pulling gate rope.  
When treatment is finished, lift clapper to release yolk then lift pin and swing open the headbail gate for animal to walk out.



#### Calving Attachment

**For cows requiring calving assistance.**

- Rotates up and out of the way for cow to walk in.
- Two angle settings.
- Uses Wrangler top winch.
- Farmer can use both hands for calving with no equipment on cow to get in the way.
- Additional tension can be added by pushing on rope.
- Great on Premier as mobile calving crush in the paddock.

### 4. ADD MATTING

Highly recommended for Race as cows generally don't like standing on concrete. Excellent in Premier Wrangler where the wooden floor can otherwise become slippery.

#### Green Grating

FRP (Fibreglass Reinforced Plastic), 38mm thick with 40mm squares. Robust & high grip. Allows Wrangler to freestand.



Green Grating

#### Diamond Grip Rubber Matting

20mm extra-thick, large cleats on top for grip and cushioning.



Diamond Grip Rubber Matting

#### 16 mm Rubber Matting

Textured on top.



### 5. MORE OPTIONS

#### Extra Removable Side Bars



Fits below front foot support for use with small animals.

#### Right Side Removable For Exploratory Surgery

NB this is in addition to the left-side removable which is standard on all Wranglers.

#### Rear Gudgeons

For hanging gates from back of Race Wrangler.  
Upgrade for Race (standard on Premier)

#### Quick Chain Release

For easy release of backing chain when backing cow out of Wrangler.



Upgrade for Race (standard on Premier and Pro).

#### Lead-In Gates

Small swinging gates for hanging on Wrangler.  
(standard on Pro).

#### Wide Tyres

For use on soft terrain.  
Upgrade for Premier.



## BASE WRANGLER

Not wanting to replace your headbail?

A Base Wrangler is identical to the Race but without the headbail.



Visit Us: 21 Mill Road  
Whakatane (next to The Hub)



Postal Address: RD 1  
Whakatane 3191, New Zealand



[www.thewrangler.co.nz](http://www.thewrangler.co.nz)

# PREMIER WRANGLER

Portable cattle restrainer for hoof care & calving. Mobile facilities mean you get triple the versatility: a calving pen for the paddock, a lamecow handler for at the shed, and a crush for at the runoff.

## All the features of the Race Wrangler plus:

- Drop down Wheels for Transportation
- Removable Towbar
- Gudgeons for Hanging Gates
- Solid Timber Floor
- Quick Chain Release

Strong enough for all dairy cows and doesn't tip. Travel between farm and a runoff up to 21 kms away. For use at the shed, runoff, or paddock.



Premier Works Wrangler Economy Premier with upgrades to Walk Thru Headbail, Winched Front Foot Supports, Braked Back Leg Winch, and Diamond Grip Rubber Matting.

## Step Guide



**1** Tow Premier Wrangler to



**2** Use foot leverage to release wheels.



**3** Premier Wrangler ready for use.



## MOBILE CALVING CRUSH

During calving the Wrangler may be left in the paddock. A cow requiring assistance is walked into the Wrangler and held in place by the head crush, leaving no obstructions behind her. The underbelly girth will support the cow should she try to sit down.

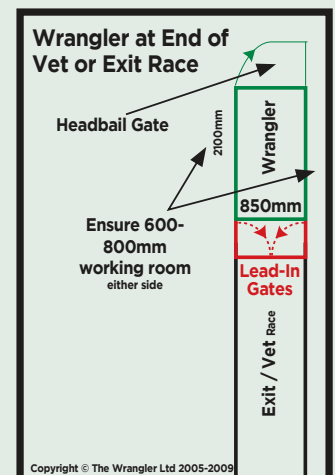
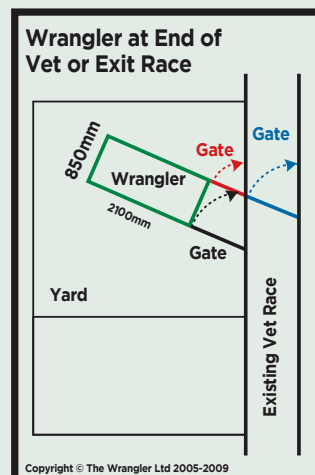
# PRO WRANGLER

Road Registered Wrangler including duratorque suspension, 12" rims, and lightbar for smooth towing anywhere.

Simply drop the wheels, remove the mudguards, tow bar and lights, and you are ready for action.



# LAYOUT GUIDE



Phone 0800 466 837,  
Monday to Friday 7.30am-5pm

AHrs 027 571 2174  
International + 64 7 308 8703



Email  
info@thewrangler.co.nz

# HEADBAILS

## A ONE PERSON JOB

The Wrangler Ltd are specialists in cattle handling equipment and have been making safe, easy equipment for close to 20 years. The headbail range has something to suit all operations from dairy and lifestyle, to beef. All are strong, affordable, durable, and easy to operate.

- Hot-dip galvanised inside & out
- Left or right opening, depending how it's hung
- Pin latch & plate allows headbail to be operated as a gate
- Top and side bars prevent other animals from pushing through from behind while it's being used as a gate
- Accommodate various sizes of animals by setting trapping and non-trapping yokes at either of three positions
- Round yoke for cow comfort
- Shaped yoke to reduce up and down head movement
- Headbail locked from behind by



**Headbail Gate**

Perfect for dairy or lifestyle properties. Mount on gudgeons at the end of your vet

**Heavy Duty Headbail Gate**

All the features of the Headbail Gate + side release lever, and extra strong thick-walled steel. Tough!



**Standard Headbail Gate**

For properties where only one animal 18mth+ is being treated. Great price.

**DIMENSIONS:**

Outside frame: 800mm  
Inside Pipe frame: 710mm.  
Height: 1300mm



Winner National Fieldays Innovation Award

# RIDE OVER GATE

## ...PROBLEM SOLVED

No more wasted time opening gates in those areas where gates onto the road or tanker track are crucial. Stock can't push the ROG over or walk through it as, once down, it acts as a cattlestop. Drive over & away from either direction.

simply...



**Gives awesome flow to the farm.**

**Richard & Christine Lansdaal**  
Waikato ROG owners 14yrs

**With the ROG we know the gate's always shut.**

**Greg Malcolm - Eastern BOP**

**ROG: 2m or 2.5m post to post**

**IDEAL FOR:** Quad Bikes, Motorbikes, Calf Trailers, Mobile Calf Feeders, Centre Pivot Irrigators, Suzuki Jimny's.

**ROG Patent # 597123**

# MX HOLESHOT START GATE



Having one of The Wrangler Holeshot Start Gate is key to performing at your best when it comes to motocross racing.

All gates are singular but connect together forming a larger gate, so when you and your mates get together, you can practice side by side.



Visit Us: 21 Mill Road  
Whakatane (next to The Hub)

Postal Address: RD 1  
Whakatane 3191, New Zealand

[www.thewrangler.co.nz](http://www.thewrangler.co.nz)

# NO MORE LAME EXCUSES ....YOU NEED A WRANGLER



If you are serious about treating lame cows properly you have to restrain the foot safely. A Wrangler crush makes it so simple that its like having an extra pair of hands to help you.

**Dr Neil Chesterton BVSc**  
Veterinarian and Leading Lameness Researcher

Brilliant machine, makes a one woman operation easy.

**Alison Martyn**  
Palmerston North

Best money I have spent in a long time.

**Alex Little, Taranaki**



Lameness is down by 50% because we treat cows on time. It's a pleasure to use. I would highly recommend having one. You won't know yourself when you do!

**Wayne Campbell**  
On Farm Manager, Flockhouse AgResearch

So user friendly and easy to use you wouldn't do them any other way.

**Jenny & Syd Goodwright, Waiuku**

The Wrangler reduced the overall cost of lameness to our farm.

**Leo van den Beuken, Rakaia**

This makes treating lame cows safe, quick and easy. Excellent for calvings and surgery. I wish every farmer had one.

**Helwi Tacoma D.V.M.**  
Veterinarian



**PHONE  
0800 HOOVES**

for a  
**Demonstration visit**  
[www.thewrangler.co.nz/videos](http://www.thewrangler.co.nz/videos)



## THE WRANGLER LTD



Phone 0800 466 837,  
Mon - Friday 7.30am - 5pm  
AHrs 027 571 2174  
International + 64 7 308 8703



Visit Us: 21 Mill Road  
Whakatane (next to The Hub)



Postal Address: RD 1  
Whakatane 3191, New Zealand



Email  
[info@thewrangler.co.nz](mailto:info@thewrangler.co.nz)



[www.thewrangler.co.nz](http://www.thewrangler.co.nz)

