


WORK SMART WORK SAFE

...YOU NEED A WRANGLER



The Wrangler makes a bugger
of a job a whole lot easier
Steve Baker



THE
WRANGLER®





WORK SAFE WORK SMART

The Wrangler makes hoof care hassle free. Safe for the cow, safe for the farmer, as well as quick, easy, and efficient. Designed by a farmer it is made to be strong, durable, with little maintenance required. Not only is the Wrangler the best way to do hooves, it is also unbeatable for calving cows and any other handling requirements. Fixed, Mobile, or Road Registered, there's a Wrangler to suit every farm.

FAST, EFFICIENT & SAFE ANIMAL HANDLING

QUALITY

- Thick Steel
- Main frame is cold-bent for strength
- Hot dip galv inside & out
- Strong, sturdy, & safe
- Structural Guarantee 5 years



TRUSTED

- Winner NZ Fieldays® Innovation Awards
- Specialist hoofcare manufacturer 20+ years
- Designed by a farmer

Double Belly Girths & Winch

The double belly girths safely hold the cow, immobilising and relaxing her, and preventing her from sitting/falling down or jumping on the back legs during treatment.



Rear Closing Headbail

The headbail closes with a pull of the rope from behind, making it a one person operation.

90% or more of lameness involves only one foot *
66% of lameness is sole or white line injury *

* "Physical Lameness" by Dr Neil Chesterton

Brilliant for Back Legs

Using the soft vet rope, the back hoof is winched up and held by the back support bar. The operator can then have a good look, safe in the knowledge the cow cannot kick or

move the hoof. There are no bars etc to get in the way of the knife, and the operator can use both hands for clipping or trimming.



Fabulous for Front Feet

The Wrangler makes easy work of front hooves. Not only is the foot held securely, but the double belly straps, and back leg support bar ensure the cow is held safely too.

With The Wrangler, the operator can use both hands, with no obstructions, and can take his/her time and without fear of being kicked.



ANIMAL HANDLING CRUSH

The Wrangler is great for all forms of animal handling and veterinary procedures. Use for retagging or drenching the herd, or examining an individual cow.

Calving

The Wrangler really comes into its own for calving assistance. It both holds the cow and prevents her from going down. By removing the side bars on the cow's left flank, caesarians can be performed with the cow standing safely and securely.



save yourself time

The Wrangler makes hooves a quick, easy one person job. It's like an extra pair of hands so your staff can get on with other jobs.

save yourself money

How much are lame cows costing you? A New Zealand survey of Southland dairy farms found on average each lame cow dropped production by 225kg MS, had a 64% drop in in-calf rates, and were 14% more likely to be culled. Coupled with 1.8hrs of extra labour and treatment costs, each lame cow cost the farm owner \$832. This added up to \$58,272 in lost income for an average sized farm of 461 cows.* With good facilities staff will check hooves sooner and treat problems before they develop. Using a Wrangler you will save on vet fees and lost production while enjoying better herd health.

* Source: NZ Dairy Exporter, April 2004


RACE WRANGLER

Whether you are planning a new shed or improving an existing one, a Wrangler is essential equipment for every farm.

Race Wrangler comes standard with:

- Front Foot Supports
- Stainless Steel Braked Back Leg Winch, Vet Rope, & Guide Bar with 3 height settings
- Walk Thru Headbail
- Two 150mm Underbelly Girths
- 25:1 Geared Belly Winch
- Removeable Sidebars on Left Flank
- Additional Bars
- Rump Chain

Additional Bars not pictured



1. FRONT FOOT SUPPORTS



'Winched' Front Foot Support

The Winched Front Foot Support makes lifting a cow's front hoof easier.

Place the handle in the barrel of the winch.

The strap is placed around the cow's leg, then hooked back onto itself.

Winch the cow's leg, using your hands to help guide and lift the leg until it is lying in the front foot support. Remove the winch handle and place back in its' keeper.

The braid is wound around the cow's leg twice (to spread the load) then attached in the cleat. The cleat activates on the upwards pull so is self-tightening if the cow tries to struggle.



2. BACK LEG WINCH

Braked Back Leg Winch 4.5:1 ratio, Stainless Steel

Gives added control and safety when lowering leg. Wind the leg up then lower leg by unwinding winch.



3. HEADBAIL

Faster
Easier
Safer

Walk Thru Headbail

Close headbail from behind cow. When finished, pull lever which releases both yokes allowing cow to step through the front of the headbail to exit.



4. ADD MATTING


Highly recommended for Race as cows generally don't like standing on concrete. Excellent in Premier Wrangler where the wooden floor can otherwise become slippery.

Green Grating

FRP (Fibreglass reinforced plastic), 38mm thick with 40mm squares. Robust & high grip. Allows Wrangler to freestand.

Diamond Grip Rubber Matting

20mm extra-thick, large cleats on top for grip and cushioning.



Green Grating



Diamond Grip Rubber Matting

MORE OPTIONS



Wide Tyres

Premier Upgrade for use on soft terrain.

Right Side Removable For Exploratory Surgery.

NB this is in addition to the left-side removable which is standard on all Wrangler models.

Rear Gudgeons

For hanging gates from back of Race Wrangler (standard on Premier).

Swing Gates

Small gates for around Wrangler. Standard with Pro Wrangler.

Quick Chain Release

For easy release of backing chain when backing cow out of Wrangler.

Standard on Premier and Pro.



Calving Attachment

For cows requiring calving assistance.

- Rotates up and out of the way for cow to walk in.
- Two angle settings.
- Uses Wrangler top winch.
- Farmer can use both hands for calving with no equipment on cow to get in the way.
- Additional tension can be added by pushing on rope.
- Great on Premier as mobile calving crush in the paddock.



For more Information contact our Agent (Details on back page of brochure)

Find an Agent near you



www.thewrangler.net

PREMIER WRANGLER

Portable cattle restrainer for hoof care & calving. Mobile facilities mean you get triple the versatility: a calving pen for the paddock, a lamecow handler for at the shed, and a crush for at the runoff.

All the features of the Race Wrangler plus:

- Drop down Wheels for Transportation
- Removable Towbar
- Gudgeons for Hanging Gates
- FRP
- Quick Chain Release

Strong enough for all dairy cows and doesn't tip. For use at the shed, runoff, or paddock.

*Premier Works Wrangler
Walk Thru Headbail, Winched Front Foot Supports, Braked Backleg Winch, and Diamond Grip Rubber Matting*



Step Guide



MOBILE CALVING CRUSH

During calving the Wrangler may be left in the paddock. A cow requiring assistance is walked into the Wrangler and held in place by the head crush leaving no obstructions behind her. The underbelly girth will support the cow should she try to sit down.

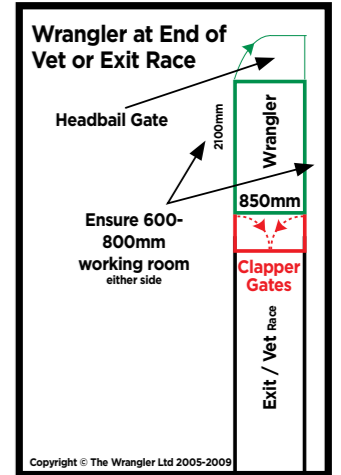
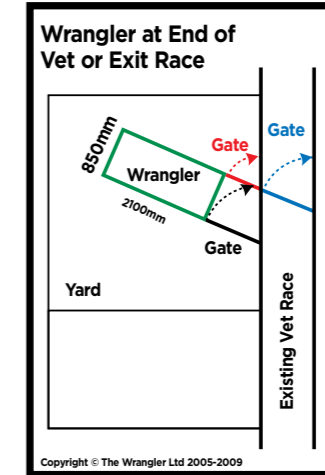
PRO WRANGLER

Road Registered Wrangler including duratorque suspension, 12" rims, & lightbar for smooth towing anywhere.

Simply drop the wheels, remove the mudguards, tow bar and lights, and you are ready for action.



LAYOUT GUIDE



Winner NZ National Fieldays® Innovation Award

RIDE OVER GATE

...PROBLEM SOLVED

No more wasted time opening gates in those areas where gates onto the road or tanker track are crucial. Stock can't push the ROG over or walk through it as, once down, it acts as a cattlestop. Drive over & away from either direction.



simply...



Gives awesome flow to the farm.

*Richard & Christine Lansdaal
ROG owners 14yrs*

With the ROG we know the gate's always shut.

Greg Malcolm

ROG: 2m or 2.5m post to post

IDEAL FOR: Quad Bikes, Motor bikes, Calf Trailers, Mobile Calf Feeders, Centre Pivot Irrigators, Suzuki Jimny's

ROG Patent # 597123

ROG™

THE RIDE OVER GATE™



For more Information contact our Agent (Details on back page of brochure)

Visit our website to find an Agent near you



www.thewrangler.net

NO MORE LAME EXCUSESYOU NEED A WRANGLER



If you are serious about treating lame cows properly you have to restrain the foot safely. A Wrangler crush makes it so simple that its like having an extra pair of hands to help you.

*Dr Neil Chesterton BVSc
Veterinarian and Leading
Lameness Researcher*

Brilliant machine, makes a one woman operation easy.

Alison Martyn

Best money I have spent in a long time

Alex Little

Lameness is down by 50% because we treat cows on time. It's a pleasure to use. I would highly recommend having one. You won't know yourself when you do!

Wayne Campbell

The Wrangler reduced the overall cost of lameness to our farm.

Leo van den Beuken

So user friendly and easy to use you wouldn't do them any other way.

Jenny & Syd Goodwright

This makes treating lame cows safe, quick and easy. Excellent for calvings and surgery. I wish every farmer had one.

*Helwi Tacoma D.V.M.
Veterinarian*



AGENT:

Laurens De Wit

☎ 0475 757 720

✉ australia@thewrangler.net

📍 Depots in Melbourne & Launceston
Delivery Australia Wide



**THE
WRANGLER®**



www.thewrangler.net