

NZ's Specialist Hoof Care Manufacturers

WORK SMART WORK SAFE

...YOU NEED A WRANGLER



The Wrangler makes a
bugger of a job a whole lot easier
Steve Baker, *Hawera*



THE WRANGLER®





WORK SAFE WORK SMART

The Wrangler makes hoof care hassle free. Safe for the cow, safe for the farmer, as well as quick, easy, and efficient. Designed by a farmer for New Zealand conditions, it is made to be strong, durable, with little maintenance required. Not only is the Wrangler the best way to do hooves, it is also unbeatable for calving cows and any other handling requirements. Fixed, Mobile, or Road Registered, there's a Wrangler to suit every farm.

FAST, EFFICIENT & SAFE ANIMAL HANDLING

QUALITY

- Thick NZ Steel
- Main frame is cold-bent for strength
- NZ Made
- Hot dip galv inside & out
- Strong, sturdy, & safe
- Structural Guarantee 5 years



TRUSTED

- Winner Fieldays Innovation Awards
- Specialist hoofcare manufacturer 25+ years
- Designed by a farmer for NZ style of farming



Double Belly Girths & Winch

The double belly girths safely hold the cow, immobilising and relaxing her, and preventing her from sitting/falling down or jumping on the back legs during treatment.



Rear Closing Head Bail

The headbail closes with a pull of the rope from behind, making it a one person operation.

90% or more of lameness involves only one foot * "Physical Lameness"
*** 66% of lameness is sole or white line injury *** by Dr Neil Chesterton



Phone 0800 466 837,
Monday to Friday 7.30am-5pm

International + 64 7 308 8703



Email
info@thewrangler.co.nz

Brilliant for Back Legs

Using the soft vet rope, the back hoof is winched up and held by the back support bar. The operator can then have a good look, safe in the knowledge the cow cannot kick or

move the hoof. There are no bars etc to get in the way of the knife, and the operator can use both hands for clipping or trimming.



BACKLEG SAFETY SUPPORT BAR



Neil Chesterton

Fabulous for Front Feet

The Wrangler makes easy work of front hooves. Not only is the foot held securely, but the double belly straps, and back leg support bar ensure the cow is held safely too.



With The Wrangler, the operator can use both hands, with no obstructions, and can take his/ her time and without fear of being kicked.



ANIMAL HANDLING CRUSH

The Wrangler is great for all forms of animal handling and veterinary procedures. Use for retagging or drenching the herd, or examining an individual cow.

Calving

The Wrangler really comes into its own for calving assistance. It both holds the cow and prevents her from going down. By removing the side bars on the cow's left flank, caesarians can be performed with the cow standing safely and securely.



save yourself time

"Lameness is a major issue for New Zealand dairy farmers. It affects cow welfare, takes time, energy, and skill to treat, and has a significant financial cost as lame cows produce less milk, lose weight, and take longer to get back in calf.

save yourself money

"Prevention of lameness is critical in improving farm profitability and cow welfare. The financial impact of lameness is estimated at \$250 per lameness case. For an average dairy farm this equates to almost \$15,000 per year (average herd size 419 cows, average incidence 14%).

Animal welfare and health is at the heart of any good farming business. Reducing lameness will increase job satisfaction and staff retention. Lameness is very visible and is a public perception risk to all farmers"

* Source: "Preventing and Managing Lameness" ©DairyNZ Limited 2017



Visit Us: 21 Mill Road
Whakatane (next to The Hub)



Facebook.com/WranglerLtd
Instagram.com/WranglerNZ



www.thewrangler.co.nz

RACE WRANGLER

Whether you are planning a new shed or improving an existing one, a Wrangler is essential equipment for every farm.

Race Wrangler Comes Standard with:

- Economy Front Foot Supports
- Economy Back Leg Winch, Vet Rope, & Guide Bar with 3 height settings
- Economy Headbail
- Two 150mm Underbelly Girths
- 25:1 Geared Belly Winch
- Bolt-on Removable Sidebars on Left Flank
- Rump Chain



*Works Race Wrangler
Economy Race with upgrades to Walk Thru Headbail,
Winched Front Foot Supports, and Braked Backleg winch*



1. CHOOSE FRONT FOOT SUPPORTS

'Winched' Front Foot Support



The Winched Front Foot Support makes lifting a cows front hoof easier. Place the handle in the barrel of the winch. The strap is placed around the cows leg, then hooked back onto itself. Winch the cows leg, using your hands to help guide and lift the leg until it is lying in the front foot support. Remove the winch handle and place back in its' keeper.

The braid is wound around the cows leg twice (to spread the load) then attached in the cleat. The cleat activates on the upwards pull so is selftightening if the cow tries to struggle.

'Economy' Front Foot Support



The cows front leg is raised to the support with the help of the rope braid which is wound around the leg.

The braid is then secured in the selftightening cleat.

2. CHOOSE BACK LEG WINCH

Braked Back Leg Winch 4.5:1 ratio, Stainless Steel

Gives added control and safety when lowering leg. Wind the leg up then lower leg by unwinding winch..

Recommended for situations where extra safety is vital.



'Economy' Clapper 1:1 ratio, Back Leg Winch

Clapper winch with 'steering wheel' handle. Braked on the way up then release clapper to lower cows' leg.

3. CHOOSE HEADBAIL



*Faster,
Easier
Safer,*

Walk Thru Headbail

Close headbail from behind cow. When finished, pull lever which releases both yokes allowing cow to step through the front of the headbail to exit.

'Economy' Gate Headbail

Close from behind by pulling gate rope. When treatment is finished, lift clapper to release yolk then lift pin and swing open the headbail gate for animal to walk out.



Calving Attachment

For cows requiring calving assistance.


- Rotates up and out of the way for cow to walk in.
- Two angle settings.
- Uses Wrangler top winch.
- Farmer can use both hands for calving with no equipment on cow to get in the way.
- Additional tension can be added by pushing on rope.
- Great on Premier as mobile calving crush in the paddock.

4. ADD MATTING

Highly recommended for Race as cows generally don't like standing on concrete. Excellent in Premier Wrangler where the wooden floor can otherwise become slippery.

Green Grating

FRP (Fibreglass Reinforced Plastic), 38mm thick with 40mm squares. Robust & high grip. Allows Wrangler to freestand.



Green Grating



Diamond Grip Rubber Matting

Diamond Grip Rubber Matting

20mm extra-thick, large cleats on top for grip and cushioning.



Wooden Floor

To allow for freestanding use. Required if Race or Base are to be used without bolting in place. e.g. temporary at cowshed or for use in paddock.

Comes standard in Premier and Pro Wranglers. Best when used together with rubber mat.


BASE WRANGLER

*Not wanting to replace your headbail?
A Base Wrangler is identical to the Race but without the headbail.*

5. MORE OPTIONS

Additional Bars

Extra removable side bars for small, cows



Rear Gudgeons

For hanging gates from back of Race Wrangler (standard on Premier)

Quick Chain Release

For easy release of backing chain when backing cow out of Wrangler



Standard on Premier and Pro.

Swing Gates

Small gates for around Wrangler. Standard with Pro Wrangler.

Wide Tyres

Premier Upgrade for use on soft terrain



PREMIER WRANGLER

Portable cattle restrainer for hoof care & calving

Mobile facilities mean you get triple the versatility: a calving pen for the paddock, a lamecow handler for at the shed, and a crush for at the runoff.

All the features of the Race Wrangler plus:

- Drop down Wheels for Transportation
- Removable Towbar
- Gudgeons for Hanging Gates
- Solid Timber Floor
- Quick Chain Release

Right: Economy Premier Wrangler



Above: Premier Works Wrangler with Green Grating
Economy Premier with upgrades to

- Walk Thru Headbail
- Winched Front Foot Supports
- Braked Backleg Winch
- Green Grating

Strong enough for all dairy cows and doesn't tip.
Travel between farm and a runoff up to 21 kms away.
For use at the shed runoff, or paddock.



Step Guide



1 Tow Premier Wrangler to position.



2 Use foot leverage to release wheels.



3 Premier Wrangler ready for use.



MOBILE CALVING CRUSH

During calving the Wrangler may be left in the paddock. A cow requiring assistance is walked into the Wrangler and held in place by the head crush, leaving no obstructions behind her. The underbelly girth will support the cow should she try to sit down.

PRO WRANGLER

Professional Tools for Professional Hoofcare

Road Registered Wrangler including duratorque suspension, 12" rims, and lightbar for smooth towing anywhere. Simply drop the wheels, remove the mudguards, tow bar and lights, and you are ready for action.



Features:

- Wooden Front Foot Attachments with winches, removable handles, kwila blocks, straps, and braid.
- 4:1 Stainless Steel Braked Back Leg Winch, Rope, & Guide Bar with 3 height/length settings
- Walk-thru Headbail Gate
- Removable Left & Right Sidebars
- 25:1 Geared Belly Winch with two 150mm wide Underbelly Girths
- Rear Gudgeons and 2 lead-in gates
- Large drop down removable wheels with mudguards and duratorque suspension
- Rubber Mat over solid floor
- Registration Bar with Lights
- Easily removable Drawbar with Jockey wheel



Phone 0800 466 837,
Monday to Friday 7.30am-5pm International + 64 7 308 8703



Email
info@thewrangler.co.nz

**XL
SIZED
600KG+LW**

COLOSSAL WRANGLER

Wrangler that is 200mm taller and longer for working on tall cows. Colossal comes fully upseped with all the extras.

**TALLER
& LONGER
WITH EXTRA
THICK STEEL**

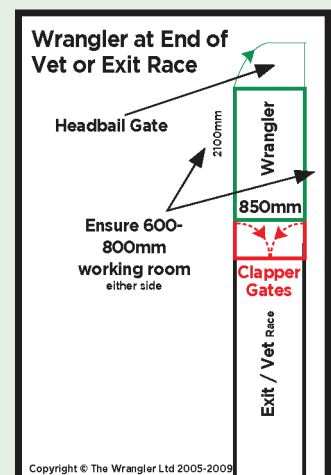
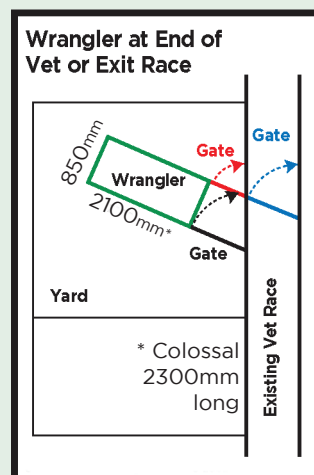
- ▶ Walk Thru Headbail with neck guides
- ▶ Belly Winch & 2 Belly Girths
- ▶ Winched Front Foot Supports
- ▶ Stainless steel braked backleg winch
- ▶ Leg Rope
- ▶ Backleg bar with 3 height settings
- ▶ Removable left sidebars
- ▶ Extra removable bottom sidebars
- ▶ Fibreglass Reinforced green grating
- ▶ Floor Stability Bars not pictured
- ▶ Removable step to reach winch
- ▶ 2300mm Long
850mm Wide
2050 High



Coming soon...



RACE WRANGLER LAYOUT GUIDE



Visit Us: 21 Mill Road
Whakatane (next to The Hub)



Facebook.com/WranglerLtd
Instagram.com/WranglerNZ



www.thewrangler.co.nz

NO MORE LAME EXCUSES

....YOU NEED A WRANGLER



If you are serious about treating lame cows properly you have to restrain the foot safely. A Wrangler crush makes it so simple that its like having an extra pair of hands to help you.

Dr Neil Chesterton BVSc
Veterinarian and Lameness Expert

Lameness is down by 50% because we treat cows on time. It's a pleasure to use. I would highly recommend having one. You won't know yourself when you do!

Wayne Campbell, **Canterbury**

The Wrangler is the Gold Standard in hoof care.

Bryce Todd, **Veterinarian**

So user friendly and easy to use you wouldn't do them any other way.

Jenny & Syd Goodwright, **Waiuku**

Brilliant machine, makes a one woman operation easy.

Alison Martyn
Palmerston North

Best money I have spent in a long time.

Alex Little, **Taranaki**

The Wrangler reduced the overall cost of lameness to our farm.

Leo van den Beuken, **Rakaia**

This makes treating lame cows safe, quick and easy. Excellent for calvings and surgery. I wish every farmer had one.

Helwi Tacoma D.V.M.
Veterinarian



**PHONE
0800 HOOVES**

for a demonstration, visit
www.thewrangler.co.nz/videos



THE WRANGLER LTD



Phone 0800 466 837
Mon - Friday 7.30am - 5pm
International + 64 7 308 8703



21 Mill Road
Whakatane 3120, New Zealand



Facebook.com/WranglerLtd
Instagram.com/WranglerNZ



Email
info@thewrangler.co.nz



www.thewrangler.co.nz

